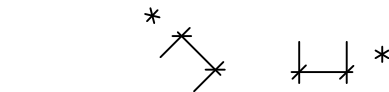


STONETILE BAYWINDOW DETAIL


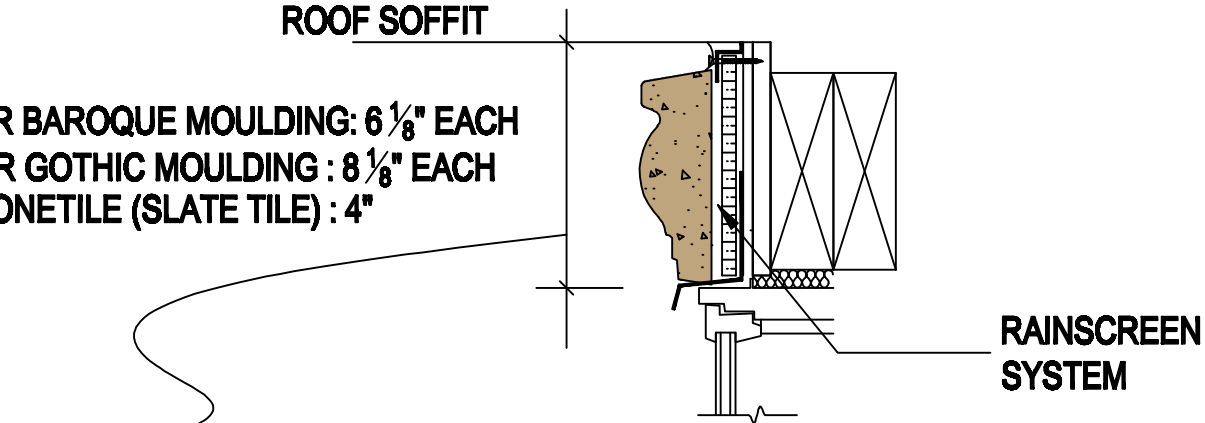


***: MINIMUM SPACE REQUIREMENTS**

- 1) FOR BAROQUE MOULDING: 6 1/8" EACH
- 2) FOR GOTHIC MOULDING : 8 1/8" EACH
- 3) STONETILE (SLATE TILE) : 4"

- 1) FOR BAROQUE MOULDING: 6 1/8" EACH
- 2) FOR GOTHIC MOULDING : 8 1/8" EACH
- 3) STONETILE (SLATE TILE) : 4"

ROOF SOFFIT



THE BOTTOM LEVEL OF
WINDOWS REQUIRE ALIGNMENT
(MAX. TOLERANCE 1/8")